

# BLOCK-PAO

Project Name:	
Type:	



**APPLICATION**

The 2x2 BLOCK pattern acrylic overlay offers a 360° lit with decorative pattern overlay. Built with a back-lit flat panel evenly illuminate a soft and pleasant distribution. Pair with any BLOCK series or mix and match within the PAO series for more 3D effects and to create and complete the space. Perfect for places in need of decorative looks such as open offices and lobbies, libraries, retails, reception areas and corridors, and commercial interiors.

**FEATURES:**

- 2x2, 2x4 panel with patterned acrylic overlay.
- 3/16" thick transparent acrylic overlay with pattern.
- Pair with other BLOCK series to create and coordinate the space.
- Built with back-lit flat panel.

**MOUNTING:**

- T-bar (Std.)
- Flange Kit for Hard ceiling.
- Surface mount with surface mount kit.

**LISTING:**

- DLC listed. <sup>8</sup>
- ARRA compliant. (optional)
- Luminaire: 5 years limited warranty. <sup>5</sup>

**CONFIGURATIONS**

Luminaire	Size	LED	Lumen Output (3500/4000/5000K)	Lumen Efficiency (3500/4000/5000K)
Field Adjustable	2' x 2'	L40	3828lm / 3828lm / 3897lm	95.7 / 95.7 / 97 lm/W
		L30	2949lm / 2975lm / 3001lm	98 / 99 / 100 lm/W
		L25	2523lm / 2544lm / 2566lm	100 / 100.7 / 100.6 lm/W
	2' x 4'	L50	4785lm / 4785lm / 4872lm	95.7 / 95.7 / 97 lm/W
		L40	3932lm / 3967lm / 4002lm	98 / 99 / 100 lm/W
		L30	3027lm / 3057lm / 3080lm	100 / 100.7 / 100.6 lm/W
Fixed	2' x 2'	36LED	3852lm / 3946lm / NA	107 /109 lm/W / NA
	2' x 4'	46LED	4922lm / 5014lm / NA	107 /109 lm/W / NA

# LED RECESSED FLAT PANEL WITH PATTERNED ACRYLIC OVERLAY

## ORDERING INFORMATION

EXAMPLE: BLOCK-PAO-A-22-36LED-40K-DM

MODEL	STYLE <sup>7</sup>		DEPTH <sup>1</sup>		FINISH		PATTERN			
BLOCK	(Blank)	Flat panel (Std.)	(Blank)	N/A	(Blank)	N/A	PAO-A	A pattern	PAO-J	J pattern
	AR	Regressed 360° Lit	2	2" Depth	(Blank)	N/A	PAO-B	B pattern	PAO-K	K pattern
	NRC-RG	Acoustic regressed	4	4" Depth	SL PW *CC	Slate Pewter Premium Color (choose 2 letters from last page)	PAO-C	C pattern	PAO-L	L pattern
			XX	Custom depth (1" increments)			PAO-D	D pattern	PAO-M	M pattern
							PAO-E	E pattern	PAO-P	P pattern
							PAO-F	F pattern	PAO-Q	Q pattern
							PAO-G	G pattern	PAO-R	R pattern
							PAO-H	H pattern	PAO-SKY	SKY pattern
							PAO-I	I pattern		

\* Contact factory for lead time and pricing for premium color.

### FIELD ADJUSTABLE LUMINAIRE

SIZE	LED	COLOR TEMP.	LED DRIVER <sup>2</sup>	VOLTAGE
22 2' x 2'	L40/30/25 Selectable, 25/30/40W LED	-35/40/50K Selectable 35/40/50K	DM 0-10V, 10%~100% (Std.)	UNV 120-277V
24 2' x 4'	L50/40/30 Selectable, 30/40/50W LED			

MOUNTING	PRESET	OPTIONS
(Blank) FK SMK	Recessed T-bar Flange Kit for Hard Ceiling <sup>4</sup> Surface Mount Kit <sup>4</sup>	Default Setting Preset Request; XX for watt, YY for CCT  * Factory default setting: L30-40K
		EMI8 8W EM Battery Backup EMI16 16W EM Battery Backup EMI25 25W EM Battery Backup ILB-CP10-HE-SD-A IOTA 10W SELF-DIAGNOSTIC EM Battery Backup, CEC Compliant ELCU-200 Fail-to-on Emergency lighting, UL924 <sup>6</sup> GTD Bodine Generator Transfer Device AMB Anti-Microbial Coating (Matte Skye White) HC403 Microwave bi-level Occupancy sensor, adjustable via DIP switch <sup>3</sup> HRC-05 Remote control for HC403 sensor PR PAO pre-installed <sup>9</sup> ARRA Assembled in USA

### FIXED LUMINAIRE

SIZE	LED	COLOR TEMP.	LED DRIVER <sup>2</sup>
22 2' x 2'	36LED 36W LED	-35K 3500K	DM 0-10V, 5%~100% (Std.)
24 2' x 4'	46LED 46W LED	-40K 4000K	DM1 0-10V, 1%~100%
			SD40 40%/100% Bi-Level Step dim
			SDxx xx%/100% Bi-Level Step dim (specify xx: 10~70%)
			TD30/70 30%/70%/100% Tri-Level Step dim
			TDxx/yy xx%/yy%/100% Tri-Level Step dim (specify xx,yy: 10~70%)
			LDE1 Hi-lume 1% EcoSystem LED driver with Soft-on, fade-to-black, 100%~1%
			TDM Triac Dim. (120V only)
			ELV ELV, Reverse phase or trailing-edge, (120V only)
			LTEA2W Hi-lume 1% 2-wire LED driver (120V forward phase only)

\* Contact factory for custom wattage or lumen requirement.

VOLTAGE	MOUNTING	OPTIONS
UNV 120-277V	(Blank) FK SMK	EMI8 8W EM Battery Backup EMI16 16W EM Battery Backup EMI25 25W EM Battery Backup ELCU-200 Fail-to-on Emergency lighting, UL 924 <sup>6</sup> GTD Bodine Generator Transfer Device
		AMB Anti-Microbial Coating (Matte Skye White) HC403 Microwave bi-level Occupancy sensor, adjustable via DIP switch <sup>3</sup> HRC-05 Remote control for HC403 sensor PR PAO pre-installed <sup>9</sup> ARRA Assembled in USA

LIGHTING CONTROL SYSTEM	
PPA102S	<Bluetooth> Bluetooth Powerpack (Consult factory for installation location)

#### NOTES:

1. Refer to dimensions page for more details.
2. Refer to Table1 to find compatible dimmer switch.
3. Refer to Table2 to find default setting.
4. Supplied in separate boxes, field installed.
5. This limited warranty covers electrical parts only and does not apply to labor, equipment lease, or defect from improper installation or operation.
6. Shipped separately.
7. Refer to page1 to find more details.
8. DesignLights Consortium® (DLC) qualified product. Not all versions of this product may be DLC qualified, and only the luminaires is DLC listed. Please check the DLC Qualified Products List at [www.designlights.org/QPL](http://www.designlights.org/QPL) to confirm which versions are qualified.
9. Standard ships separately for a slide-in under the flat panel.

# LED RECESSED FLAT PANEL WITH PATTERNED ACRYLIC OVERLAY

## PATTERNS



A



B



C



D




E



F



G



H



I




J



K




L



M



N



P



Q




R




SKY

## STYLES



AR

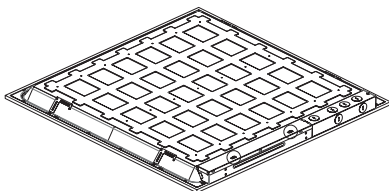



NRC-RG

# BLOCK-PAO

## LUMINAIRE

**FIELD  
ADJUSTABLE  
LUMINAIRE**



**Specifications: 2'x2'**



Length: 23-3/4 (603)  
 Width: 23-3/4 (603)  
 Depth: 1-5/8 (41)  
 \* Depth increased up to 3" with HC403 option  
 \* Depth increased up to 5.2" with EM

**Specifications: 2'x4'**

Length: 47-3/4 (1213)  
 Width: 23-3/4 (603)  
 Depth: 1-5/8 (41)  
 \* Depth increased up to 3" with HC403 option  
 \* Depth increased up to 5.2" with EM

All dimensions are in inches (millimeters).

**FIXED  
LUMINAIRE**



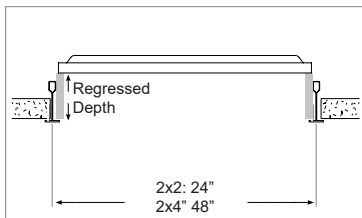
**Specifications: 2'x2'**

Length: 23-3/4 (603)  
 Width: 23-3/4 (603)  
 Depth: 1-5/8 (41)  
 \* Depth with Junction Box: 2-7/8" (74)  
 \* Depth increased up to 3" with HC403 option  
 \* Depth increased up to 5.2" with EM

**Specifications: 2'x4'**

Length: 47-5/8 (1209)  
 Width: 23-3/4 (603)  
 Depth: 1-5/8 (41)  
 \* Depth with Junction Box: 2-7/8" (74)  
 \* Depth increased up to 3" with HC403 option  
 \* Depth increased up to 5.2" with EM

**AR & NRC-RG details**



Standard T-bar

# BLOCK-PAO

**APPROVED DIMMER SWITCH (Table 1)**

Model#	Brand	Manufacturer	Manufacturer Part #
DM (0-10V 10%~100%)	-	<Lutron>	Maestro MS-Z101, Nova NTSTV, Diva DVSTV
		<Philips>	Sunrise SR1200ZTUNV
DM (0-10V 5%~100%)	-	<Leviton>	IllumaTech IP7 series
		<Lutron>	Visit <a href="http://www.lutron.com/advance">www.lutron.com/advance</a> for a list of dimmers (Mark VII) that will work with this driver
		<Philips>	Sunrise: SR1200ZTUNV
		<Easeic>	EID110U
DM1 (0-10V 1%~100%)	-	<Lutron>	Nova: NFTV- dimmer plus PP-DV relay pack(s), NTSTV-DV-dimmer Diva: DVTV-dimmer, DVSTV-dimmer, plus PP-DV relay pack(s), DVSTV-dimmer, DVSCSTV-dimmer GRAFIK Eye QS: QSGRJ-XP, plus GRX-TVI 0-10V interface GRAFIK Eye QS with EcoSystem: QSGRJ-XE, QSGR-XE, plus GRX-TVI 0-10V interface PowPak: RMJ-5T
		<Leviton>	Leviton: IP710-LFZ
		<Philips>	Sunrise: SR1200ZTUNV
ELV/TDM	ERP	<Lutron>	S-603PG, DVCL-153P, DV-600P, TGCL-153P, S-600P, DVELV-303P, SELV-300P, TG-600P, LG-600P, CT-103P, MAELV-600, FAELV-500
		<Leviton>	IPI06-1LZ, 6631-2, VPE06, 6683-IW, 6161, 6633-P, IPE04
		<Cooper>	DLC03P, SLC03P, DAL06P
		<Lightolier>	ZP260QEW
LDE1	Lutron Hi-lume 1% EcoSystem	<Lutron>	PowPak Dimming Modules: RMJ-ECO32-DV-B, FCJ/FCJS-ECO Energi Savr Node (120V only): QSN-1EC0-S, QSN-2ECO-S GRAFIK Eye QS/Homeworks QS control unit (120V only): QSGRJ-_E(wireless) QSGR-_E Quantum Hub (120V only): QP2-_ _2C/4C/6C/8C Homeworks QS/myRoom Plus power module (120V only): LQSE-2ECO-D
LTEA2W	Lutron Hi-lume 2-wire (120V forward voltage only)	<Lutron>	Visit <a href="http://www.lutron.com/TechnicalDocumentLibrary/369543_ENG.pdf">http://www.lutron.com/TechnicalDocumentLibrary/369543_ENG.pdf</a> for a list of compatible dimmer switches.
PHSR <sup>1</sup>	Philips Xitanium Sensor-Ready	<Illumra>	<u>Single Rocker Self-Powered Light Switch (on/off, dim-up/down)</u> Illumra# ZBT-S1AWH Digi-Key# 1082-1033-ND <u>Dual Rocker Self-Powered Light Switch (on/off, dim-up/down, scene1,2)</u> Illumra# ZBT-S2AWH Digi-Key# 1082-1034-ND

\* If you want other specific kind, please contact us.


**HC403 FACTORY SETTING (TABLE 2)**

Detection Area	100%
Hold-time	5 sec
Daylight sensor	Disable
Stand-by period (tri-level control)	10 sec
Stand-by dimming level	10%


\* See a separate attachment to find more setting options.

# BLOCK-PAO

<STANDARD>




SL: SLATE



PW: PEWTER


<PREMIUM>




TR: TAR



MD: MANDARIN



OC: OCHRE




GR: GRASS



SS: SUNSHINE



FR: FROST



IV: IVORY



LN: LINEN




EC: ECRU




BR: BARK




CH: CHAMBAR




SK: SKY




CB: COBALT




FO: FOSSIL




GE: GREIGE



CD: CADET



MC: MALACHITE



SM: SMOKE

1. Standard finish is free of charge.  
2. Premium finish with extra charge. Please contact factory for more information.