

DWP1 GLED DWP1L GLED

Project Name:	
Type:	

**BEING PHASED OUT, LIMITED STOCK
INVENTORY AVAILABLE**



APPLICATION

The borosilicate glass lens wall pack is ideal for both commercial and residential applications with wall mounting. Use on factories, warehouses, self storage, commercial buildings, entrances, walkways and loading docks.

FEATURES:

- Die-cast aluminum housing and hinged door frame with prismatic borosilicate glass lens refractor.
- Housing and door frame had silicone gasket to seal lens for wet location and with two stainless steel screws.
- Housing with 1/2" feed-through hubs provided.
- Dark bronze finish is standard.

MOUNTING:

- Wall mounting only.
- Easily installs on recessed junction boxes or on direct mounts to the wall with feed thru 1/2" conduit access.

REFLECTOR & COVER:

- Heat and impact resistant tempered clear prismatic glass lens.

LED:

- High efficient LED modules, components are products of Samsung LEDs. (G2LED : Cree LED)
- High safety with complete waterproof and thermal emission of LED Module. IP67 rated
- 5000K color temperature standard.
- Color Rendering Index: 82+ Ra.
- Luminous Efficacy: 125 lm/W. (G2LED: 100.2)
- Input Voltage: 24Vdc
- 60°/120° Beam Angle. (G2LED available in 120° only)
- 50,000 hours.
- IP67 rated.

ELECTRICAL:

- High power factor electronic driver, operate from a 90 ~ 305 Vac input range, 50 / 60 Hz.
- Features include over voltage protection, surge, short circuit protection and over load protection.
- Waterproof (IP66) and damp location.
- All-Round Protection: OVP, SCP, OLP.
- Class 2 and SELV. (except 120W)
- Power Factor: typical > 0.90
- Optional 1-10V dimmable driver. (Dimmer supplied by others)
- Operating temperature: -22°F (-30°C) ~ 122°F (50°C).
- UL8750, UL1012, UL1310 Class 2, CSA-C22.2 No. 107.1, CSA C22.2 NO. 223-M91 Class 2

LISTING:

- UL/ CUL listed.
- Listed to UL 1598 and UL 8750.
- RoHS.
- Tested to IESNA LM80 standards.
- Suitable for wet locations.
- 5 years limited warranty.
- 7 or 10 years limited warranty. (optional) ⁷
- ARRA compliant.

SPECIFICATION

	GLED (10W Module)	System Wattage ¹	Color Temperature	Lumen Output	Driver input AC Voltage	Driver Output Current ¹
DWP1	30 LEDs	30W	5000k (Std.)	3600 lm	90-305Vac	1.25 A
	40 LEDs	40W	5000k (Std.)	4800 lm	90-305Vac	1.9 A
DWP1L	30 LEDs	30W	5000k (Std.)	3600 lm	90-305Vac	1.25 A
	40 LEDs	40W	5000k (Std.)	4800 lm	90-305Vac	1.9 A
	50 LEDs	50W	5000k (Std.)	6000 lm	90-305Vac	2.5 A
	60 LEDs	60W	5000k (Std.)	7200 lm	90-305Vac	2.5 A

	G2LED (20W Module)	System Wattage ¹	Color Temperature	System Lumen (120 lm/w) ¹	Driver input AC Voltage	Driver Output Current ¹
DWP1	60 LEDs	60W	5000k (Std.)	7200 lm	90-305Vac	2.5 A
DWP1L	80 LEDs	80W	5000k (Std.)	9600 lm	90-305Vac	3.4 A

	G5LED (50W Module)	System Wattage ¹	Color Temperature	System Lumen (120 lm/w) ¹	Driver input AC Voltage	Driver Output Current ¹
DWP1	50 LEDs	50W	5000k (Std.)	6000 lm	90-305Vac	2.5 A

1. Nominal

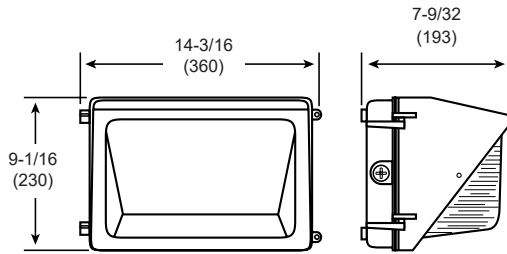
LED Driver: Non-dimmable driver standard, optional dimmable driver 1-10V



DWP1/
DWP1L

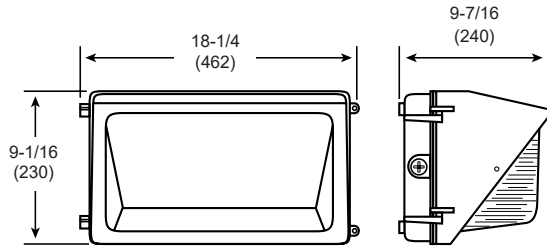


DWP1 GLED DWP1L GLED



Specifications: DWP1

Height: 9-1/16 (230)
Width: 14-3/16 (360)
Depth: 7-9/32 (193)
Weight: 10.89 lbs (4.94 kg)



Specifications: DWP1L

Height: 9-1/16 (230)
Width: 18-1/4 (462)
Depth: 9-7/16 (240)
Weight: 24.02 lbs (10.89 kg)

ORDERING INFORMATION

EXAMPLE: DWP1-30GLED-50K-WT-UNV-BZ

MODEL	LED	COLOR TEMP.	DISTRIBUTION	VOLTAGE	FINISH
DWP1	30GLED	30W LED	(Blank) GLED : MD G5LED : WT G2LED : WT WT FT Wide throw for GLED Forward throw for GLED	UNV 347 480	BZ Dark Bronze (Std.)
	40GLED	40W LED ⁶			
	50-G5LED	50W LED			
	60-G2LED	60W LED			
DWP1L	30GLED	30W LED			* Available custom color (RAL) Please provide us with the RAL number. * Non-standard finish with extra charge.
	40GLED	40W LED			
	50GLED	50W LED			
	60GLED	60W LED			
	80-G2LED	80W LED			

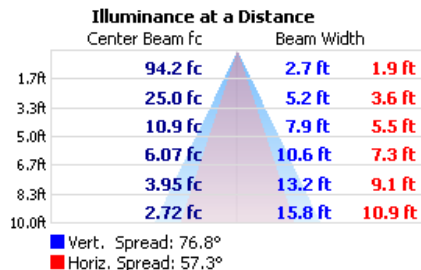
OPTIONS	
F1	Single Fuse (120, 277 or 347V only) ²
F2	Double Fuse (208, 240 or 480V only) ²
PC1	With Photocell - Button Type 120V
PC2	With Photocell - Button Type 277V
DM	Dimming, 1-10V DIM (10-100%)
EMG8	8W EM Battery Backup ^{3,8}
EMG15	15W EM Battery Backup ^{3,8}
EMG20	20W EM Battery Backup ^{3,8}
EMCW	10W EM Battery Backup (-4°F~-131°F, -20°C~-55°C) ^{3,4}
EMC	CEC compliant EM ⁵
O7W	Optional 7 Years Limited Warranty ⁷
O10W	Optional 10 Years Limited Warranty ⁷
BG	Bird Guard, Stainless Steel Spikes

NOTES:

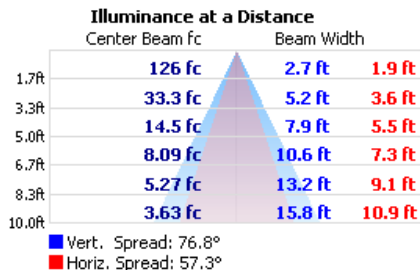
- Not available on all models contact factory for more details.
- Must specify voltage.
- Must specify voltage, not available with 347V/480V.
- Not available with DWP1.
- Check with factory for more details.
- Not available with EM option.
- This limited warranty covers electrical parts only and does not apply to labor, equipment lease, or defect from improper installation or operation.
- Contact factory for other emergency ballast options.

DWP1 GLED DWP1L GLED

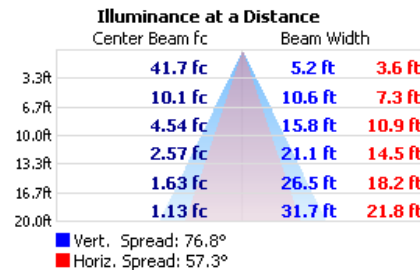
DWP1-30GLED



DWP1-40GLED



DWP1L-50GLED



DWP1L-60GLED

