

RSB

Project Name:	
Type:	



APPLICATION

This attractive recessed fixture with side baskets provide soft ambient in direct and indirect lighting. Direct and Indirect asymmetrically distributed lighting fixture reduce shadows and glare by combining aesthetically please lighting. It is an excellent choice for modern office environments, classrooms, hospitals and retail spaces.

FEATURES:

- Die formed, cold-rolled, heavy gauge steel housing construction provides durability and strength.
- Direct/indirect side basket.
- Perforated shields with white acrylic overlays. White powder coated finish. Slope side softly reflect light back downwards.
- Smooth edges for easy handling.
- T-bar safety clips included.
- Reflectors were finished in textured matte white powder coated paint for uniform light distribution, over rust inhibiting phosphate coating for maximum corrosion resistance.

SHIELDING:

- White metal round holes (perforation) with white acrylic overlay comes as standard.

MOUNTING:

- Recessed mount in expose T-bar ceilings, Internal T-bar safety clips.
- Field installed flange kits are available.

LAMP:

- Standard T8, T5, T5HO and PL-L lamps available.
- Pressure-lock lamp holders or easy twist lock lamp sockets.
- Twin Tube lamps sockets with double contact construction and lamp support clips.
- Lamp not included.

ELECTRICAL:

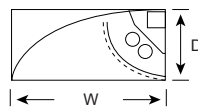
- High power factor instant start electronic ballast for T8 lamps are sound rate A, minimum starting temperature 0°F (-18°C), <10% THD and input voltage ranges of 120 to 277 volts comes as standard.
- High power factor programmed start electronic ballast for T5 and T5HO lamps are sound rate A, minimum starting temperature 0°F (-18°C), <10% THD and input voltage ranges of 120 to 277 volts comes as standard.
- Ballast disconnect plug provided as standard.

LISTING:

- UL/CUL listed and labeled.
- Suitable for damp locations.
- ARRA compliant (optional).

CONFIGURATIONS

Series	Size	# Of Lamps	Lamp Type
RSB	1'x2'	1	14T5, 17T8, 24T5HO, CF40
		2	14T5, 17T8, 24T5HO
	1'x4'	1, 2	25T8, 28T5, 28T8, 32T8, 54T5HO
	2'x2'	2	4T5, 17T8, 24T5HO, CF40
		4	14T5, 17T8, 24T5HO
	2'x4'	2, 4	25T8, 28T5, 28T8, 32T8, CF40, 54T5HO

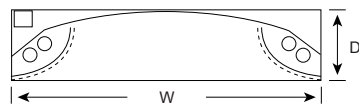


Specifications: 1'x2'

Length: 23-3/4 (603)
 Width: 11-15/16 (303)
 Depth: 5-1/2 (140)
 Weight: 11.97 lbs (5.43 kg)

Specifications: 1'x4'

Length: 47-3/4 (1213)
 Width: 11-15/16 (303)
 Depth: 5-1/2 (140)
 Weight: 17.7 lbs (8.03 kg)



Specifications: 2'x2'

Length: 23-3/4 (603)
 Width: 23-15/16 (608)
 Depth: 5-1/2 (140)
 Weight: 16.38 lbs (7.43 kg)

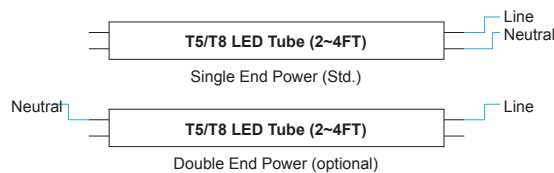
Specifications: 2'x4'

Length: 47-3/4 (1213)
 Width: 23-15/16 (608)
 Depth: 5-1/2 (140)
 Weight: 24.1 lbs (10.93 kg)

All dimensions are in inches (millimeters).

Wiring diagram for LED ready

Applied AC voltage depends on LED tube spec.



RECESSED DIRECT/INDIRECT SIDE BASKET

RSB

ORDERING INFORMATION

EXAMPLE: RSB-24-232-UNV

MODEL	SIZE	# OF LAMPS	LAMP TYPE				TRIM TYPE		DIFFUSER TYPE		
RSB	12	1'x2'	1	14T5	F14T5 (22")	32	F32T8 (48")	(Blank) FK	Grid Flange ²	(Blank)	Metal Diffuser, Perforated
	14	1'x4'	2	28T5	F28T5 (46")	24T5HO	F24T5HO (22")				
	22	2'x2'	4	17	F17T8 (24")	54T5HO	F54T5HO, 46" CF40				
	24	2'x4'		25T8	F25T8 (48")	CF40	TT5, 22.5" ¹				
				28T8	F28T8 (48")						

BALLAST		VOLTAGE		OPTIONS	
(Blank)	T8 Electronic Ballast, Instant Start, <10% THD or T5 Electronic Ballast, Programmed Start, <10% THD	UNV	120-277V (Std.)	AB	Two Ballast for AB Switch
LBF	T8 Electronic Ballast, Instant Start, Low Watt, <10% THD	120	120V	EM	Lumen Emergency Ballast ³
HBF	T8 Electronic Ballast, Instant Start, High Light Output, <10% THD	277	277V	EMC	CEC compliant EM ⁶
PS	T8 Electronic Ballast, Programmed Start, <10% THD	347	347V	DM	Dimming Ballast ⁴
LPS	Electronic Ballast, Programmed Start, Low Watt, <10% THD			GLR	Fast Blow Fuse ⁵
HPS	Electronic Ballast, Programmed Start, High Light Output, <10% THD			GMF	Slow Blow Fuse ⁵
				MS11	Master Slave w/ 11' Whip
				PW6	Pre-wired 6' Whip Flex #18/3
				ARRA	Assembled in USA for Buy American Act
				DEP	Double End Power for LED ready

NOTES:

1. Twin tube compact, 2G11 base: 40 watt
2. Flange kits are supplied in separate boxes, field installed.
3. Emergency Ballast options, see page 390.
4. Dimming Ballast options, see page 391.
5. Must specify voltage, not available with 347V.
6. Check with factory for more details.