

WIOP LED

Project Name:	
Type:	



APPLICATION

Architectural indoor, direct/indirect wall mount light for LED. It creates soft and diffused lighting that ensures maximum visual comfort and balanced shadows. It can be installed individually or in a continuous line. Use for general office, bank, retail and educational environments.

FEATURES:

- Die formed 20 gauge cold-rolled steel housing. Flat steel end plate standard. Powder coated for a long life finish. White finish is standard. Die cast aluminum spade end cap optional.
- 2', 3' and 4' individual fixture sections for nominal spacing of 2', 3' and 4'. Using 2', 3' and 4' sections can be joined to form longer length fixtures.
- Die-formed high-reflective white reflector is standard. Optional anodized specular aluminum reflector.
- Up light and down light distribution. (5% down, 95% up)
- Textured matte white polyester powder paint.

MOUNTING:

- Individual installation or end-to-end row wall mount.

LED:

- Color Temperature: 2700/3000/3500/4000/5000 (K).
- LED Module: High efficiency up to 162 LPW.
- Calculated L70: 122,000 hours
- Reported L70: +60,000 hours
- Poke in wire connectors.
- Color variation within 3-step MacAdam ellipse.
- WIO Series LED is rated to deliver LM80 performance.
- CRI 80+

ELECTRICAL:

- High power factor electronic driver, operate from a 120~277 Vac input range, 50 / 60 Hz.
- Dimming Control: 1~100%(Std.), Bi-level step dim.
- Power Factor: +0.9
- Efficiency: +85%
- Ambient Operating Temperature: -22°F (-30°C) ~ 122°F (50°C).
- Constant Current, Class 2
- <ELCU-200>
- Guarantees emergency lighting remains ON or is turned on when power to the control device is lost.
- Interfaces with fire alarm panel or security system.
- "Watchdog" feature allows emergency loads to be controlled in tandem with normal power loads.
- UL listed for use in emergency circuits.

LISTING:

- UL / CUL listed.
- UL listed for dry & damp location.
- Listed to UL 1598 and UL 8750.
- CEC Compliant EM (please contact for more information)
- ARRA compliant.
- BAA compliant (optional).
- 5 years limited warranty.
- 7 or 10 years limited warranty. (optional) ⁴
- Bluetooth Mesh System available, please contact factory for more information.

CONFIGURATIONS

Size	Input Watts	Lumen Output	Lumen Efficiency
2FT	22W	2060 lm	93.68 lm/W
	30W	2810 lm	
3FT	30W	2810 lm	
	45W	4215 lm	
4FT	40W	3747 lm	
	60W	5620 lm	

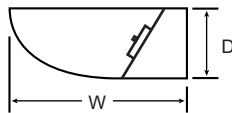
SDM OPTION

Size	Input Watts	Lumen Output	Lumen Efficiency
2FT	27W	2410 lm	89.3 lm/W
		3749 lm	
4FT	42W	3749 lm	
	56W	4999 lm	

: Based on 5000K.

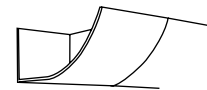
COMPATIBLE DIMMERS:

Leviton : IP710-DLX
 Lutron : DDTV-XX
 Encelium EMS : EN-LCM-1R10V-GB2-BK
 Encelium EMS : EN-LCM-1R10V-GB2-BK/DR
 Encelium EMS : EN-ALC-1R10V-GB2-BK
 Encelium EMS : EN-ALC-1R10V-GB2-BK-DR
 SYLVANIA : ELMC-SL3W-TVWBX/UNV
 Wattstopper : ADF-120277
 Synergy lighting Controls : ISD BC



Specifications: WIOP 2', 3', 4'

Length: 24, 36, 48 (610 / 914 / 1220)
 Width: 7-1/4 (184)
 Depth: 3 (76)
 WIOP-R2: 8.3 lbs (3.76 kg)
 WIOP-R3: 9.3 lbs (4.2 kg)
 WIOP-R4: 11.3 lbs (5.12 kg)

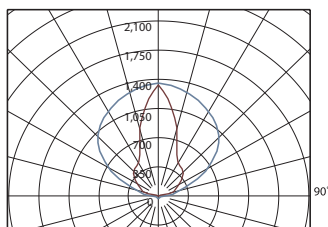


[SPE option]

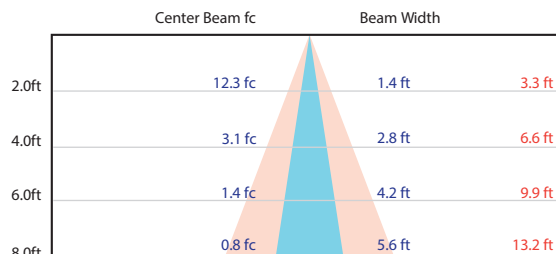
All dimensions are in inches (millimeters).

Distribution Data (WIOP-4-56LED)

Polar Candela Distribution



Illuminance at a Distance




Vert. Spread: 38.8°
 Horiz. Spread: 79.2°


WIOP LED

ORDERING INFORMATION

EXAMPLE: WIOP-4-40L-40K-UNV-SPE

MODEL	ROW	SECTION 1	LED	COLOR TEMP.	EFFICACY	CRI
WIOP	xx Increments Total Row Lengths	R2 2' Length	22L 22W LED 30L 30W LED	-27K 2700K ⁸ -30K 3000K -35K 3500K -40K 4000K -50K 5000K	(Blank) HE Standard High Efficacy 	(Blank) C9 80+ CRI 90+ CRI ⁷
		R3 3' Length	30L 30W LED 45L 45W LED			
		R4 4' Length	40L 40W LED 60L 60W LED			
* Number of circuit(s) should be determined by the customer prior to ordering the continuous run considering the AC input voltage and total run wattage.			* Contact factory for custom wattage or lumen requirement.			

REFLECTOR	VOLTAGE	LED DRIVER	FINISH
(Blank) White Reflector (Std.) * NOTE: "T" for tandem unit, add T. Example: WIOP-8-T232, WIOP-12-R4-T232	UNV 120-277V (Std.) 120 120V 277 277V 347 347V ¹⁰	(Blank) 0-10V dim to 1% (Std.) (dim both uplight and downlight simultaneously) ES566 eldoLED SOLOdrive Natural Dimming to dark, 0-10V, 100% ~ 0.1% dim SD40 40% / 100% Bi-Level Step dim SDXX XX% / 100% Bi-Level Step dim (Specify XX : 10% ~ 70%) PHSR Philips Xitanium Sensor-Ready, Dali 5%~100% dim. PHDL Philips Xitanium DALI driver, Dim to 5% ED560 eldoLED LightShape DALI dim to dark, 0.1% ~ 100% EC eldoLED ECOdrive 0-10V natural dim to 1% (Hybrid HydraDrive) TDM Triac Dim. (120V only) TD30/70 30% / 70% / 100% Tri-Level Step dim TDXX/YY XX% / YY% / 100% Tri-Level Step dim (Specify XX, YY : 10% ~ 70%) LDE1 Hi-lume 1% EcoSystem LED driver with Soft-on, Fade-to-Black dimming technology, 100% ~ 1% dim ELV ELV compatible (reverse-phase or trailing-edge), (120V only) TRIOT Tridonic IoT ready, 1-100% dim via Smart Module Interface (SMI), automated dimming/lighting controls via Enlighted Sensor Interface LTEA2W Hi-lume 1% 2-wire LED driver (120V forward phase only) BLT Bluetooth Mesh System (contact factory for more information)	(Blank) Matte White RAL# 9003 (Std.) *SV Silver RAL# 9022 **CC Custom Color *AMB Anti-Microbial Coating (Matte Skye White) * Non-standard finish with extra charge. ** CC: additional charge & set up fee. Provide RAL# code.

OPTIONS	LIGHTING CONTROL SYSTEM
EMG8 1296 LUMEN EM Battery Backup (CEC Compliant EM) ^{2,5} EMG15 2430 LUMEN EM Battery Backup (CEC Compliant EM) ^{2,5} EMG20 3240 LUMEN EM Battery Backup (CEC Compliant EM) ^{2,5} EMG25 4050 LUMEN EM Battery Backup (CEC Compliant EM) ^{2,5} ELCU-200 Fail-to-on Emergency lighting, UL924 ⁵ GTD Bodine Generator Transfer Device GTD10DIM Bodine Generator Transfer Device (0-10VDC Dimmer Override) GLR Fast Blow Fuse ² GMF Slow Blow Fuse ² MS Occupancy Sensor ³ DC Dust Cover SPE Spade End Cap DL Damp Location Label O7W Optional 7 Years Limited Warranty ⁴ O10W Optional 10 Years Limited Warranty ⁴ BAA BAA(Buy American Act) and BABA(Build America Buy America) compliant	LUTRON VIVE  Click Here! <EasySense> SNS200C EasySense Ceiling-mount occupancy sensing, daylight harvesting and task tuning in one device (Must be ordered with PHSR driver) ⁹ RS-IR IR dongle for EasySense control <Bluetooth> IFS105SE Bluetooth Mesh Wireless Sensor. Occupancy/Daylight/0-10V Dimming PPA102S Bluetooth Powerpack (Consult factory for installation location)

NOTES:

- No need to select, if same as row length and section length.
- Must specify voltage, not available with 347V.
- Check with factory for more details.
- This limited warranty covers electrical parts only and does not apply to labor, equipment lease, or defect from improper installation or operation.
- Contact factory for other emergency ballast options.
- Shipped separately.
- Lumen per watt is around 15% less than standard CRI (80+).
- Available with C9 (CRI 90+) only.
- Please see Compatible Phone list in the separate attachment. If not listed, please order "RS-IR", and follow IR-Dongle user guide and NFC and IR app user's manual. Android users only.
- 347V cannot work with Emergency Battery Backup.

WIOP LED

COMPATIBLE DIMMER SWITCH (TABLE 1)

Model #	Brand	Compatible Dimmer Switch	
(Blank)	-	<Leviton>	IllumaTech IP7 series
		<Lutron>	Visit www.lutron.com/advance for a list of dimmers (Mark VII) that will work with this driver.
		<Philips>	Sunrise : SR1200ZTUNV
ES566	eldoLED SOLOdrive	<Busch-Jaeger>	2112U-101
		<Jung>	240-10
		<Leviton>	IllumaTech - IP710-DLX
		<Lightoller Controls>	ZP600FAM120
		<Merten>	5729
		<Pass & Seymour>	CD4FB-W
		<Wattstopper>	DCLV1
		<Sensor Switch>	nIO EZ
		<Synergy>	ISD BC
		<ABB>	SD/S 2.16.1
		<Lutron>	Nova T: NTFTV Diva - DVTV-xx, NFTV GRAFIK Eye: GRX-TVI w GRX3503 Energy Savr Node: QSN-4T16-S TVM2 Module
		<Crestron>	GLX-DIMFLV8, GLXP-DIMFLV8, GLPAC-DIMFLV4-*, GLPAC-DIMFLV8-*, GLPP-DIMFLVEX-PM, GLPP-1DIMFLV2EX-PM, GLPP-1DIMFLV3EX-PM, DIN-AO8, DIN-4DIMFLV4, CLS-EXP-DIMFLV, CLCI-1DIMFLV2EX
LDE1	Lutron Hi-lume 1% EcoSystem	<Lutron>	PowPak Dimming Modules: RMJ-ECO32-DV-B, FCJ/FCJS-ECO ^{1,2} Energi Savr Node (120V only): QSN-1ECO-S, QSN-2ECO-S GRAFIK Eye QS/Homeworks QS control unit (120V only): QSGRJ- E(wireless) QSGR- E Quantum Hub (120V only): QP2- _2C/4C/6C/8C Homeworks QS/myRoom Plus power module (120V only): LQSE-2ECO-D
TDM	KEYSTONE	<Lutron>	Diva DV-600P, SkyLark S-600P, Ariadni AY-600P, Ariadni TG-603P, Maestro MA-600 (Digital), Diva CFL/LED DVCL-153P, Satin Colors DVSC-600P-SW
		<Leviton>	6641, IllumaTech IPI06-1LX, ToggleTouch TGI06-1LW (Digital)
ELV	KEYSTONE	<Lutron>	MAELV-600BL (Digital), DVELV-300P, SkyLark SELV-300P
LTEA2W	Lutron Hi-lume 2-wire (120V forward voltage only)	<Lutron>	Visit http://www.lutron.com/TechnicalDocumentLibrary/369543_ENG.pdf for a list of compatible dimmer switches.

NOTES:

- All devices connected to one FCJ/FCJS-ECO will be controlled together. Devices will dim to the same level as the result of a control command. For more detail on adjusting low-end light level refer to Application Note#556 at www.lutron.com.
- For the Line/Hot (L/H) terminal on the driver, it is preferred not to use the switched hot (red) wire from the control but rather the hot wire directly from the power source.